

SPECIFICATION



technical details

according to ISO 8666

LOA	12.81 m	42' 0"
LOA - ext. fixed platf.	13.51 m	44' 4"
LOA - ext. high low platf.	13.79 m	45' 3"
Hull length	12.15 m	39' 10"
Beam	3.99 m	13' 1"
Draft max	1.17 m	3' 10"
Water tank	335 l	74 UK gal
Fuel tank	900 l	198 UK gal
Displacement	11.56 t	11.38 UK t
CE Category - max. persons	B -12	C -14
Engine Standard		
2x Volvo Penta D6-340	ca.	30 Kn*(TBC)
Engine Options		
2x Volvo Penta D6-380	ca.	33 Kn* (TBC)
2x Volvo Penta D6-440	ca.	38 Kn* (TBC)



*All performance figures are given in good faith and are intended as an indication. These figures cannot be guaranteed as top speed in particular is affected by the cleanliness of the hull, conditions of the propellers, weight carried and air/sea temperature. Performance is related also to the optional accessories selected. "TBC" stays for: To Be Confirmed after seatrial. FJORD reserves the right to change specifications in line with the company policy of improvement through research and development. Standard Propeller tested in Greifswald according to Volvo conditions. All measurements/figures approximate. Errors and omissions excepted. Specification and material can be changed without notice. Please check with your dealer for a full list of inclusions. Valid from 2025.09.24

EXTERIOR LAYOUTS



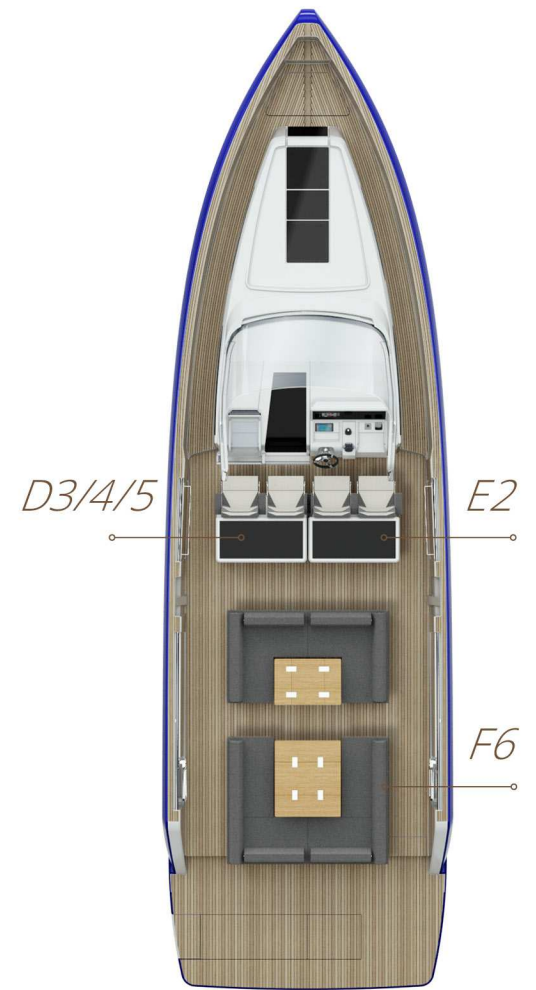
*Standard
T-Top*



Standard

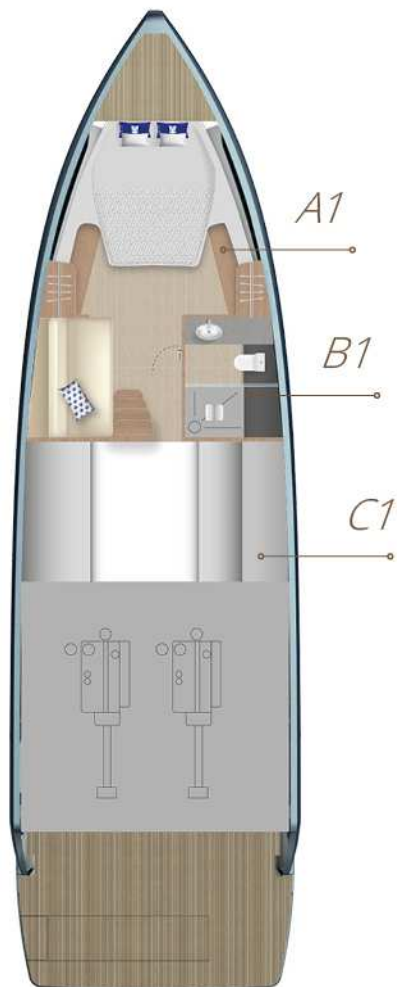


Option

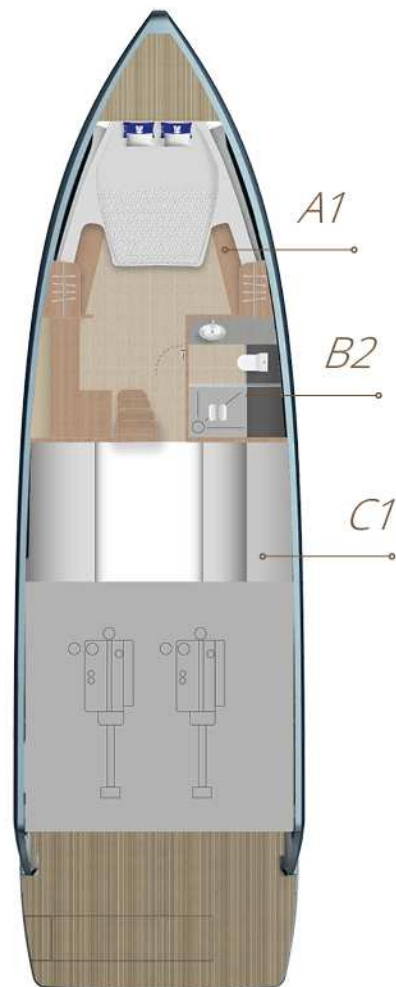


Option

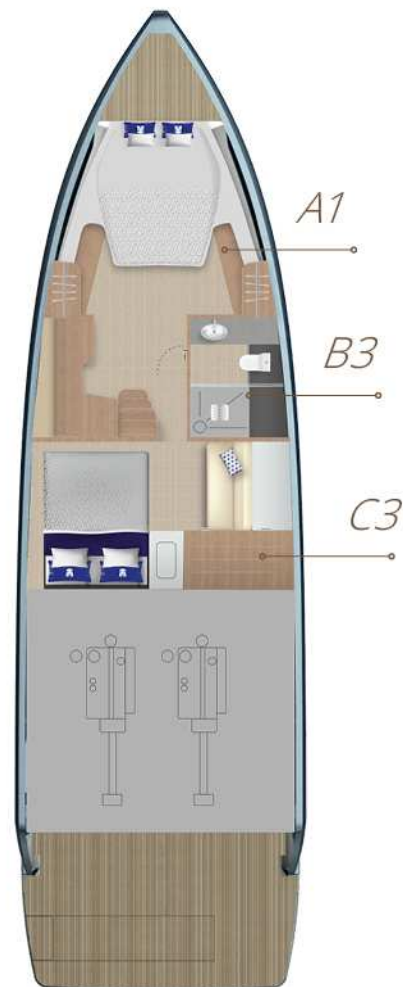
INTERIOR LAYOUTS



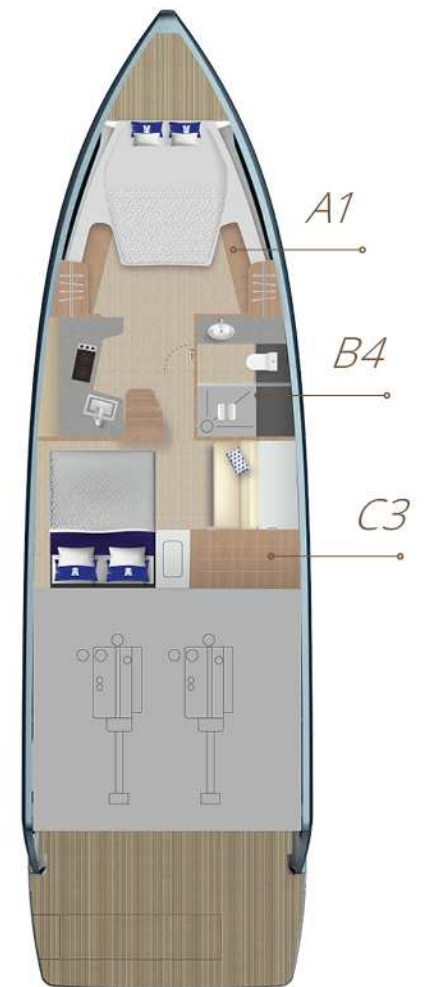
Standard



Option



Option



Option

STANDARD EQUIPMENT

HULL

- / GRP hull, isophthalic gelcoat, colour: signal white (according to colour card), 1st layer vinyl ester resin.
- / Waterline, isophthalic gelcoat, colour: jet black (according to colour card)
- / Openable portholes in master cabin and toilet

DECK & COCKPIT

- / Dashboard, colour: signal white (according to colour card), with foot support, handrail, glovebox, cupholder, horn, switch panel, engine room fire extinguisher system, 2 emergency fuel cut off, place for ipad in dashboard
- / GRP deck, isophthalic gelcoat, colour: signal white (according to colour card), 1st layer vinyl ester resin. Stainless steel tie bar for fender. Large diameter stainless steel handrails, wire guardrail at stern. Fold out stairs on port side and starboard bulwark. Sunpad at bow.
- / Synthetic teak on deck, bathing platform and gunwale (according to colour card)
- / Place for fender storage at bow.
- / FJORD steering wheel with tilting system
- / Windshield, open to the top
- / Bathing platform with telescopic bathing ladder, integrated in bathing platform
- / Manual engine hatch
- / 6 aluminium mooring cleats, stainless steel handrails
- / Shower unit with hot and cold water
- / Pilot and Copilot seats with hinged bolster
- / T-Top with windshield frame and wiper cover, gelcoat finishing, colour: white

PROPULSION

- / Engine room, sound insulated, fans, fire extinguisher system, automatic and manual, Batteries-Engines: 2 x 90 Ah / 12 V, Battery charger (for engine and service batteries)

- / 2 Volvo Penta D6-340/DPI (250 kW) with joystick, propeller TBC, 2 Volvo 2,5" engine displays
- / Volvo Penta BTS (boat trim system), manual
- / Fuel tank, capacity: 900 litres, fuel filter

ELECTRICAL EQUIPMENT

- / 12 V and 230 V electric system with 230 V shore power connection 15 A. Sockets in master cabin (2), toilet (1), lobby area (1), utility room (1) engine room (1) and 12V on dashboard (1)
- / Batteries-Service: 2 x 160 Ah AGM
- / Country Version: EU / AUS
- / Wireless charging for mobile phone in cabin (2)
- / Electric toilet
- / Dimmable spotlights, indirect lights in master cabin. Light in toilet, in storage room and in engine room.
- / Holding tank, capacity: 62 litres
- / Water tank, capacity: 335 litres
- / Hot water boiler and pump
- / Bilge pumps: automatic electric (2) and manual emergency bilge pump in cockpit (1)

LAYOUT & INTERIOR

- / A1: Master cabin with double berth, 2 wardrobes, sideboards, 2 drawers underneath the bed. 3 skylights, 2 of them openable. Fully equipped head with separate shower stall with rain and handheld shower.
- / B1: Lobby with small sofa and drawer fridge (35 l) underneath
- / C1: Storage room with light

EXTERIOR MODULES

- / D1: Galley module port side 660 mm with cover, fridge (65 l), working top in marine mineral stone and 1 additional copilot seat with cover

- / E2: Pilot and copilot seat with galley module sb side 1240 mm with cover, sink with folding mixing tap and storage, working top in marine mineral stone
- / F2: Sunbed 2138 mm with storage and 2 drawer fridges, 2 benches with backrest and 2 x 1040 mm benches incl. cover + 2 foldable tables with electrical high low table leg and upholstery on top, incl. cover and access to the storage room electrical openable

UPHOLSTERY & WOOD

- / Upholstery and covered mattress scheme: porto bello, colour: cream (according to colour card)
- / Exterior upholstery and helmsman seats - Hitch, colour: Starfish (according to colour card)
- / Soft material horizontal surface around the bed in the owner cabin and vertical panels around the bed in owner and guest cabin, colour: snow
- / Interior furniture in high quality marine plywood, colour: warm mahogany (according to colour card)
- / Flooring in all cabins - pale acacia (according to colour card)

TRANSPORT

- / Identified locations for hand held fire extinguishers - (hand held fire extinguishers are not supplied), FJORD Owner's Manual in FJORD document bag