



Northstar AXIS Tenders have been developed to answer all the critical needs for a functional, ergonomic and performing yacht tender. AXIS Tenders are offered in 6 different lengths between 3.2m (10'7") and 5.3 (17'5") to fit a variety of swimming platforms and garages. Benefiting from the Delta-lift hull shape with integrated delta tabs aft, all AXIS tenders plane very easily and ride dry.

Fitted with standard features like hydraulic steering, CSM (Hypalon) tubes, built-in fuel tank, pop-up cleats, extensive electrical system with auto bilge pump, navigation lights and USB charging socket, an AXIS tender is ready to become your indispensable tool around your yacht.

NORTHSTAR

www.northstar.boats

ISO 9001
ISO 14001
ISO 10002
ISO 18001



Non contractual document. All information presented subject to change without notice.


optional equipment




Pop up ski tow pylon
(4.2 / 4.8 / 5.3)




LED floor lighting



EVA Faux teak deck



Console railing
(4.2 / 4.8 / 5.3)








Additional seat
(4.2 / 4.8 / 5.3)






Bimini Top
(4.2 / 4.8 / 5.3)

color options

TUBE COLORS

-  WHITE
-  LIGHT GREY
-  DARK GREY
-  BLACK
-  CARBON BLACK

HULL / DECK COLORS

-  WHITE
-  GREY
-  BLACK (HULL only)

UPHOLSTERY COLORS

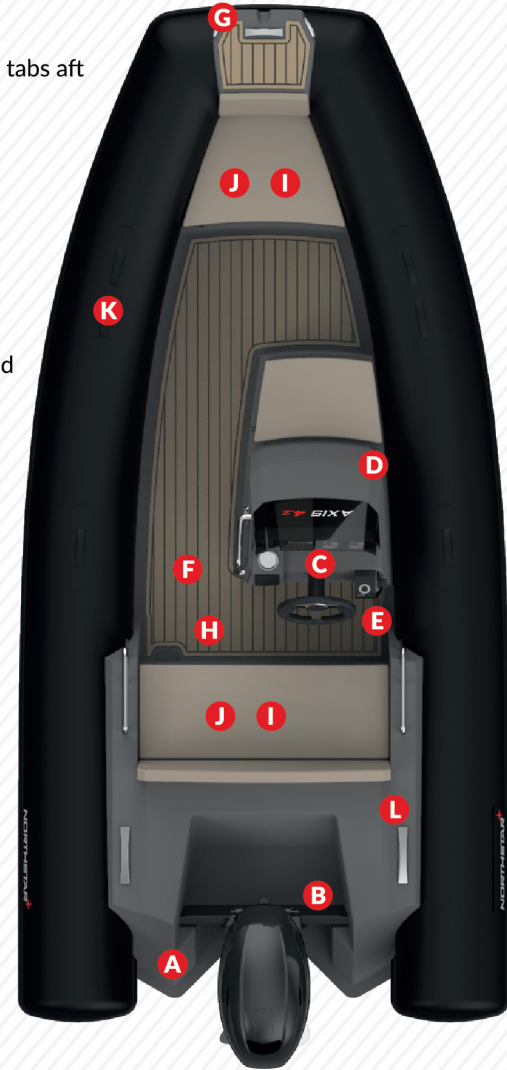
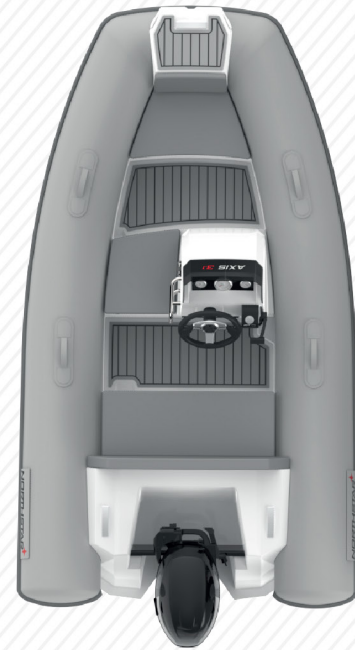
-  CHAMPAGNE
-  RED
-  MANDARIN
-  SHARK GREY



NORTHSTAR
AXIS
LUXURY TENDERS



NORTHSTAR
AXIS
LUXURY TENDERS



- A** Delta-lift® hull; offering easy planing with integrated Delta tabs aft
- B** Replaceable transoms
- C** Standard hydraulic steering
- D** Ergonomic consoles
- E** Sturdy acrylic glove box for loose items
 - USB charging port and main cut off switch inside
- F** Standard fuel system with integral fuel tank, fuel gauge and water separator
- G** Standard electrical system with the following:
 - Switch panel
 - LED navigation lights
 - All-round light (socket type)
 - Automatic bilge pump
- H** Self-bailing deck (3.1 and 3.4 while underway)
- I** Large storage areas
- J** Marine upholstery
- K** Sturdy CSM (Hypalon) tubes
- L** Standard
 - Swimming ladder
 - Pop up cleats (3 pcs)
 - Lifting rings (4 pcs)
 - Towing rings (3 pcs U-bolt)

minimalist design with maximalist features

all with the traditional Northstar quality

AXIS 3.1

Length	3.25 m / 10'7"
Beam	1.81 m / 5'11"
Weight	210 kg / 462 lbs
Fuel Capacity	33 lt / 8.7 US gal
Tube Diameter	0.40 m / 15.7"
Tube Pressure	0.18 bar / 2.6 psi
Air Chambers	3
Max Payload	4 pax
Min HP	20 HP
Recommended HP	25 HP
Max HP	30 HP
Shaft Length	S / L
Design Category	CE - Cat C

AXIS 3.4

Length	3.40 m / 11'2"
Beam	1.75m / 5'9"
Weight	210 kg / 462 lbs
Fuel Capacity	33 lt / 8.7 US gal
Tube Diameter	0.41 m / 16.1"
Tube Pressure	0.18 bar / 2.6 psi
Air Chambers	3
Max Payload	4 pax
Min HP	25 HP
Recommended HP	30 HP
Max HP	40 HP
Shaft Length	L
Design Category	CE - Cat C

AXIS 3.8

Length	3.85 m / 12'6"
Beam	1.91m / 6'3"
Weight	245 kg / 540 lbs
Fuel Capacity	42 lt / 11.09 US gal
Tube Diameter	0.43 m / 16.9"
Tube Pressure	0.18 bar / 2.6 psi
Air Chambers	3
Max Payload	5 pax
Min HP	30 HP
Recommended HP	40 HP
Max HP	50 HP
Shaft Length	L
Design Category	CE - Cat C

AXIS 4.2

Length	4.25 m / 13'9"
Beam	1.96m / 6'5"
Weight	282 kg / 621 lbs
Fuel Capacity	42 lt / 11.09 US gal
Tube Diameter	0.43 m / 16.9"
Tube Pressure	0.18 bar / 2.6 psi
Air Chambers	4
Max Payload	6 pax
Min HP	40 HP
Recommended HP	50 HP
Max HP	60 HP
Shaft Length	L
Design Category	CE - Cat C

AXIS 4.8

Length	4.85 m / 15'9"
Beam	2.23m / 7'3"
Weight	420 kg / 925 lbs
Fuel Capacity	51 lt / 13.47 US gal
Tube Diameter	0.46 m / 18.1"
Tube Pressure	0.18 bar / 2.6 psi
Air Chambers	4
Max Payload	8 pax
Min HP	50 HP
Recommended HP	70 HP
Max HP	80 HP
Shaft Length	L
Design Category	CE - Cat C

AXIS 5.3

Length	5.35 m / 17'5"
Beam	2.33m / 7'8"
Weight	495 kg / 1091 lbs
Fuel Capacity	62 lt / 16.47 US gal
Tube Diameter	0.48 m / 18.9"
Tube Pressure	0.18 bar / 2.6 psi
Air Chambers	4
Max Payload	9 pax
Min HP	70 HP
Recommended HP	90 HP
Max HP	115 HP
Shaft Length	L
Design Category	CE - Cat C